

250meters Long-Distance PoE Switch for CCTV

WI-PS205(V4)



Overview

Complied with 802.af/at/bt(Hi-PoE), Wi-Tek Long-Distance PoE Switch provide 4/8/16/24 10/100Mbps PoE RJ-45 ports, which can flexibly meet the demand for multiple PoE Output in different application scenarios. In addition, Wi-Tek Long-Distance PoE Switch can extend the data transmission distance to 250m, breaking the distance limit and improving the device availability. At the same time, Wi-Tek Long-Distance PoE Switch provide valuable features such as extend mode, PoE Watchdog, Port isolation, creating reliable network to grow your business.

Features

Hi-PoE 60W Design for Higher Powered PoE Devices

High-PoE switch is the upgraded version of PoE switch with higher PoE power. There are many emerging applications that take advantage of high-power PoE, such as building infrastructure with LED display, PTZ IP cameras, and other high power consumption devices.

PoE 250m Long Distance to Extend Network

DIP switch provides Extend Mode. All PoE ports can transmit data and power up to 250 meters. No further hardware or configuration is necessary, easy-to-use and cost-saving. Perfect for surveillance camera deployment in large areas.

Smart PoE Watchdog to Reboot Camera Automatically

Watchdog is able to monitor status of camera in real time. Once the camera stops working and does not respond to the switch, the switch will reboot the camera, making surveillance management easier.

Port Isolation to Prevent Broadcast Storm

With VLAN Mode, all PoE ports only can communicate with uplink ports. Avoid data leakage between each port and prevent broadcast storm from disabling network.

Double Uplink to Eliminate the Bandwidth Limit

Uplink ports superficially resembles any other normal port on a switch or hub. Additionally, connecting the uplink port on one switch to the normal port on another switch can help expand the size of the network.

Specifications

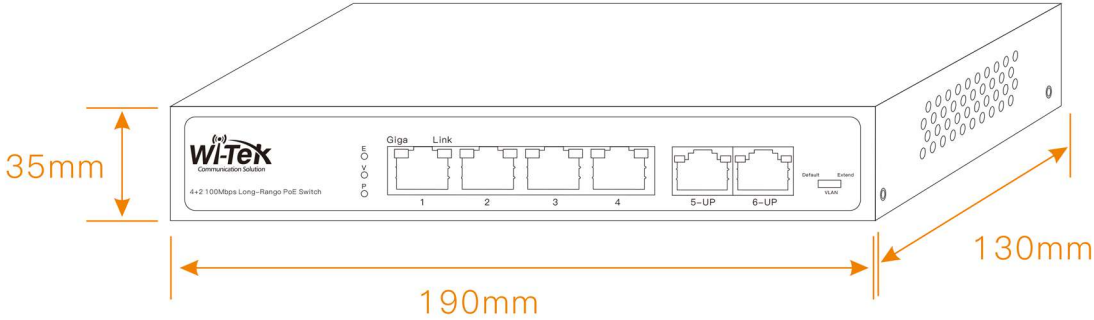
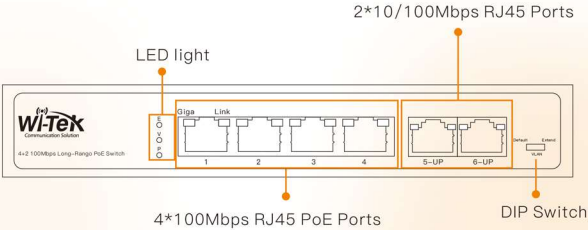



Model	WI-PS205	WI-PS210	WI-PS210G
Interfaces			
Downlink Ports	4*100Mbps RJ45 PoE Ports	8*100Mbps RJ45 PoE Ports	8*100Mbps RJ45 PoE Ports
Uplink Ports	2 x 10/100Mbps RJ45 Ports	2 x 10/100Mbps RJ45 Ports	2*100/1000Mbps RJ45 Ports
PoE			
PoE Port	Port 1: 802.3 bt Port 2–4: 802.3 af/at	Port 1: 802.3 bt Port 2–8: 802.3 af/at	Port 1: 802.3 bt Port 2–8: 802.3 af/at
PoE Standard	802.3af/at/bt compliant PoE		
PoE Power Supply Type	Mid-span and End-span		
PoE Pin Assignment	1/2(+), 3/6(-), 4/5(+), 7/8(-)		
PoE Power	60 W max for port 1 30 W max for port 2–4 65 W Max. (PoE power budget)	60 W max for port 1 30 W max for port 2–8 120 W Max. (PoE power budget)	60 W max for port 1 30 W max for port 2–8 120 W Max. (PoE power budget)
Switch Property			
Standards and Protocols	IEEE 802.3i IEEE 802.3u IEEE802.3af IEEE802.3at IEEE802.3bt		IEEE 802.3i IEEE 802.3u IEEE 802.3ab IEEE802.3af IEEE802.3at IEEE802.3bt
Forwarding Mode	Store and Forward		
Switching Capacity	1.2 Gbps	2 Gbps	5.6 Gbps
Packet Forwarding Rate	0.89 Mpps	1.49 Mpps	4.17 Mbps
MAC Address Table	1k	2k	2k
Packet Buffer Memory	768KB	768KB	4MB
Power Supply			
Input Power	AC AC 100–240V, 50/60 Hz		



Model	WI-PS205		WI-PS210	WI-PS210G
Power Consumption	Idle: 2W 100% Traffic Rate with PoE: 62 W		Idle: 2W 100% Traffic Rate with PoE: 122W	Idle: 2W 100% Traffic Rate with PoE: 122W
Physical Characteristics				
LED Indicators	PoE: Solid on: Equipment connected, normal power supply Off: Port not for terminal equipment power supply LNK/ACT: Solid on: Port connected Blinking: Data transmission Off: Port disconnected PWR: Solid on: The device power on is normal Off: The device is power off or failed			
Fan Quantity	Fanless			
Dimensions (W*D*H)	190*130*35mm		210*150*35mm	210*150*35mm
Weight	Net Weight: 0.6kg		Net Weight: 0.75kg	Net Weight: 0.75kg
	Package Weight: 1kg		Package Weight: 1.15kg	Package Weight: 1.2kg
Installation	Wall-Mounted		Wall-Mounted	Wall-Mounted
Environmental				
Reliability	Surge Immunity		Common mode 6KV Differential mode 2KV	
	ESD Protection		Contact discharge 6K Air discharge 8KV	
Operating Temperature	-10℃ ~ 55℃ (14°F ~ 131°F)			
Storage Temperature	-40℃ ~ 70℃ (-40°F ~ 158°F)			
Operating Humidity	10—90% RH non-condensing			
Storage Humidity	5—90% RH non-condensing			
Certification				
Certification	CE, FCC, RoHS, UKCA, RCM			

Appearances and Dimensions

WI-PS205(V2)	
Dimensions (mm)	
	
Front Panel	Rear Panel
	

Package Contents

Welcome to order our products. After purchasing, you will receive:

(For WI-PS205(V2), WI-PS210(V2), WI-PS210G(V2))

Items	Quantity
Switch	1 pcs
Wall-Mounted Kit	1 pcs
Power Cord	1 pcs
Quick Installation Guide	1 pcs

(For WI-PS518G(V2), WI-PS526G(V2))

Items	Quantity
Switch	1 pcs
Rack-Mounted Kit	1 pcs
Power Cord	1 pcs
Quick Installation Guide	1 pcs



Wireless-Tek Technology Limited

Address: Biaofan Technology Building 402, Bao'an street,
Baoan District, Shenzhen City, Guangdong, China

Website: www.wireless-tek.com

Tel: 86-0755-32811290

Email: sales@wireless-tek.com

Technical Support: tech@wireless-tek.com



Technical Support



Cloud Management



Company Website