


# WI-PS518G(V4)

## 250meters Long-Distance PoE Switch for CCTV

WI-PS518G | WI-PS526G



### Overview

Complied with 802.af/at/bt(Hi-PoE), Wi-Tek Long-Distance PoE Switch provide 4/8/16/24 10/100Mbps PoE RJ-45 ports, which can flexibly meet the demand for multiple PoE Output in different application scenarios. In addition, Wi-Tek Long-Distance PoE Switch can extend the data transmission distance to 250m, breaking the distance limit and improving the device availability. At the same time, Wi-Tek Long-Distance PoE Switch provide valuable features such as extend mode, PoE Watchdog, Port isolation, creating reliable network to grow your business.

### Features

#### Hi-PoE 60W Design for Higher Powered PoE Devices

High-PoE switch is the upgraded version of PoE switch with higher PoE power. There are many emerging applications that take advantage of high-power PoE, such as building infrastructure with LED display, PTZ IP cameras, and other high power consumption devices.

#### PoE 250m Long Distance to Extend Network

DIP switch provides Extend Mode. All PoE ports can transmit data and power up to 250 meters. No further hardware or configuration is necessary, easy-to-use and cost-saving. Perfect for surveillance camera deployment in large areas.

#### Smart PoE Watchdog to Reboot Camera Automatically

Watchdog is able to monitor status of camera in real time. Once the camera stops working and does not respond to the switch, the switch will reboot the camera, making surveillance management easier.

#### Port Isolation to Prevent Broadcast Storm

With VLAN Mode, all PoE ports only can communicate with uplink ports. Avoid data leakage between each port and prevent broadcast storm from disabling network.

#### Double Uplink to Eliminate the Bandwidth Limit

Uplink ports superficially resembles any other normal port on a switch or hub. Additionally, connecting the uplink port on one switch to the normal port on another switch can help expand the size of the network.



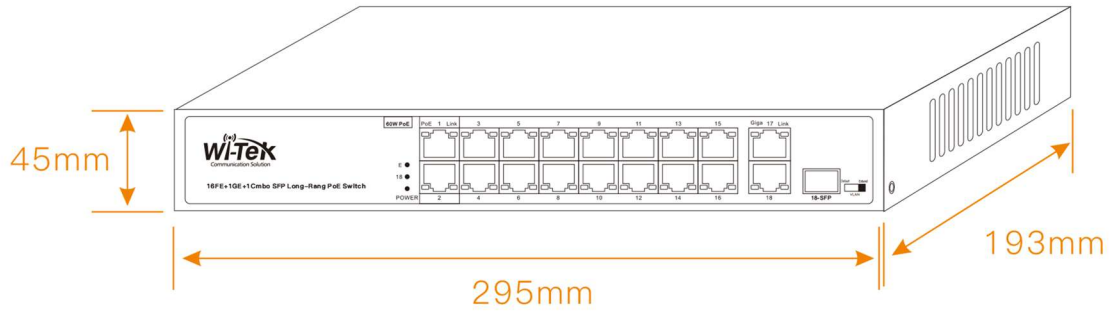
Model	WI-PS518G	WI-PS526G
<b>Interfaces</b>		
Downlink Ports	16*100Mbps RJ45 PoE Ports	24*100Mbps RJ45 PoE Ports
Uplink Ports	1*100/1000Mbps RJ45 Port 1*100/1000Mbps Combo Port	2*100/1000Mbps Combo Ports
<b>PoE</b>		
PoE Port	Port 1–2: 802.3 bt Port 3–16: 802.3 af/at	Port 1–2: 802.3 bt Port 3–24: 802.3 af/at
PoE Standard	802.3af/at/bt compliant PoE	
PoE Power Supply Type	Mid-span and End-span	
PoE Pin Assignment	1/2(+), 3/6(-), 4/5(+), 7/8(-)	
PoE Power	60 W max for port 1–2 30 W max for port 3–16 200 W Max. (PoE power budget)	60 W max for port 1–2 30 W max for port 3–24 250 W Max. (PoE power budget)
<b>Switch Property</b>		
Standards and Protocols	IEEE 802.3i IEEE 802.3u IEEE 802.3ab IEEE802.3af IEEE802.3at IEEE802.3bt	
Forwarding Mode	Store and Forward	
Switching Capacity	7.2 Gbps	8.8 Gbps
Packet Forwarding Rate	5.36 Mpps	6.55 Mpps
MAC Address Table	4k	4k
Packet Buffer Memory	4.1MB	4.1MB
<b>Power Supply</b>		
Input Power	AC 100–240V, 50/60 Hz	



Model	WI-PS518G	WI-PS526G
Power Consumption	Idle: 5W 100% Traffic Rate with PoE: 205 W	Idle: 6W 100% Traffic Rate with PoE: 256W
Physical Characteristics		
LED Indicators	<p><b>PoE:</b> Solid on: Equipment connected, normal power supply Off: Port not for terminal equipment power supply</p> <p><b>LNK/ACT:</b> Solid on: Port connected Blinking: Data transmission Off: Port disconnected</p> <p><b>PWR:</b> Solid on: The device power on is normal Off: The device is power off or failed</p>	
Fan Quantity	Fanless	
Dimensions (W*D*H)	295*193*45mm	440*290*45mm
Weight	Net Weight: 1.75kg	Net Weight: 3.25kg
	Package Weight: 2.5kg	Package Weight: 4.05kg
Installation	Rack-Mounted	Rack-Mounted
Environmental		
Reliability	Surge Immunity	Common mode 6KV Differential mode 2kV
	ESD Protection	Contact discharge 6K Air discharge 8kV
Operating Temperature	-10°C ~ 55°C (14°F ~ 131°F)	
Storage Temperature	-40°C ~ 70°C (-40°F ~ 158°F)	
Operating Humidity	10-90% RH non-condensing	
Storage Humidity	5-90% RH non-condensing	
Certification		
Certification	CE, FCC, RoHS, UKCA, RCM	

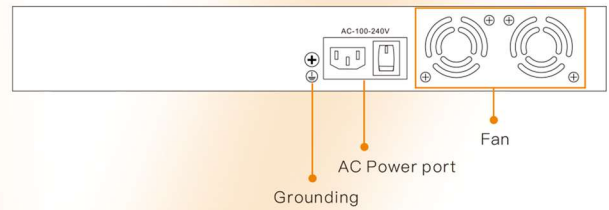
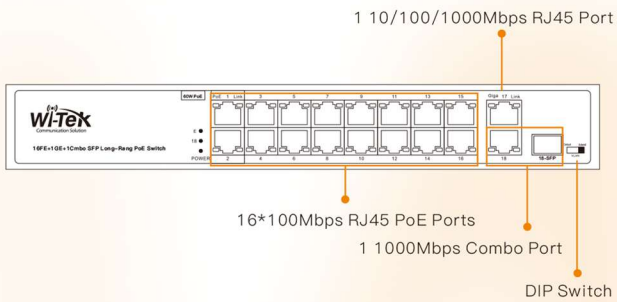
WI-PS518G

Dimensions (mm)



Front Panel

Rear Panel



# Package Contents

Welcome to order our products. After purchasing, you will receive:

(For WI-PS518G , WI-PS526G)

Items	Quantity
Switch	1 pcs
Rack-Mounted Kit	1 pcs
Power Cord	1 pcs
Quick Installation Guide	1 pcs



Wireless-Tek Technology Limited

Address: Biaofan Technology Building 402, Bao'an street,  
Baoan District, Shenzhen City, Guangdong, China

Website: [www.wireless-tek.com](http://www.wireless-tek.com)

Tel: 86-0755-32811290

Email: [sales@wireless-tek.com](mailto:sales@wireless-tek.com)

Technical Support: [tech@wireless-tek.com](mailto:tech@wireless-tek.com)



Technical Support



Cloud Management



Company Website